

YEAR 3-6
BYOD
PARENT
HANDBOOK
2026



TABLE OF CONTENTS

Rationale	2
Device Requirements	3
Purchasing	5
Setting Up Your Child's iPad	6
Family Sharing and Parental Controls	6
Social Media and Privacy	8
Responsibility and Maintenance	10
App List	12
FAQ	12

RATIONALE

Aveley PS is continuing the implementation of a 1:1 BYOD (Bring Your Own Device) Program in 2026. Students in Years 3, 4, 5 and 6 will continue to participate in the program.

Students at Aveley PS currently have access to a range of technologies, including Apple iPads, desktop computers and Chromebooks. The integration of a 1:1 BYOD Program reflects our vision to enhance learning through the use of readily available technology, ensuring that every student can access digital tools to support flexible, creative and collaborative learning opportunities.


In developing this program, we aim to:

- Strengthen the connection between school and home learning environments.
- Provide consistent, equitable access to digital content and tools for all students.
- Support flexible learning pathways that encourage innovation, problem solving and independence.

This document provides detailed information about purchasing options and device recommendations, along with answers to frequently asked questions about the program. As the 2026 school year progresses, families will also be invited to information sessions to observe classroom implementation, provide feedback and ask questions.

Students new to the program in 2026 will be required to provide an Apple iPad (10th Gen) as their BYO device. Students currently involved in the program in 2025 (students in Years 3, 4 and 5 in 2025 and who already have a device) may continue using their existing device if they meet the program's minimum specifications.

The Apple iPad has been selected as the preferred device to ensure consistency across classrooms and alignment with one of our local high schools, which also utilises iPads in its learning program.



DEVICE REQUIREMENTS

To ensure compatibility with school systems and classroom learning needs, we require an Apple iPad (10th Generation or above). Devices older than the 10th Generation may not support the latest software updates or run some of the educational applications used in our classrooms.

You can visit the Apple website to compare models:

www.apple.com/au/ipad/compare

Required Accessories:

- Sturdy protective case (to help prevent damage)
- Headphones suitable for classroom use
- Stylus/Apple Pencil (*optional*)
- Keyboard (*optional*)
- AppleCare+ (*recommended for warranty and accidental damage cover*)

AppleCare+ can be purchased for a small additional cost and provides extended warranty and support. More information is available here:

www.apple.com/au/support/products

Insurance:

Insurance is an important consideration for any device brought to school. Please check with your home and contents insurance provider about adding your child's iPad to your existing cover. Ensure your child's name is clearly marked on the device and all accessories.

Use at School:

In 2026, Aveley Primary School will continue to strengthen how student iPads are managed during school hours. When a student's iPad connects to the school Wi-Fi network on a school day, it is automatically detected through our secure smart group system. This system applies a temporary school profile that allows access only to the apps and settings needed for learning.

Importantly, this profile does not delete or remove any personal apps or games on your child's device. Instead, it simply hides non-school apps during class time. Once the student leaves the school network or the school day ends, the device automatically reverts to its normal settings, and all personal apps and content become visible again.

This process ensures that every student can stay focused on learning while at school, while maintaining full personal use of their device at home.



PURCHASING

Aveley Primary School has partnered with JB HiFi to provide support in purchasing iPads to the parent community. Parents are not required to purchase their devices from JB HiFi, but doing so does offer the following benefits:

- discounted education pricing;
- optional two years AppleCare+ extended warranty;
- optional two years of insurance;
- service and insurance support;
- shipping to your home address.



Better learning is just a click away

JB Hi-Fi Education's Bring Your Own Device (BYOD) program is the easy way to purchase education-specific laptops, tablets and accessories that are designed for the rigours of student life.

- Access to a dedicated purchasing portal with products specifically approved by your university.
- Buy now pay later options available.
- Extended warranty and insurance options.

Scan here to access the BYOD portal



Follow the step-by-step guide:



Step 1

Go to: <https://byod.jbhifi.education> or scan the QR code at the top of the page.



Step 2

Enter your school code:

APSBYOD25



Step 3

Once logged in, select a student program.



Step 4

Follow the prompts to choose your device and accessories, as well as extended warranty and insurance options.



Step 5

Enter your personal details.



Step 6

Choose your preferred delivery method: at home or pick up in a JB Hi-Fi store.



Step 7

Select a payment method and complete your order.



Step 8

If you have any questions, contact us at <https://byod.jbhifi.education> or 1300 746 752 (Option 6).

SETTING UP YOUR CHILD'S IPAD

When you first turn on your iPad (10th Generation or above), follow the on-screen instructions to complete the setup process. You will be prompted to connect to Wi-Fi and sign in with an Apple ID.

Connecting to Wi-Fi allows your child to access the internet through your home network, while signing in with an Apple ID ensures apps, settings and updates are properly linked to the device.

Important: Each child should have their **own Apple ID**. Sharing a parent's Apple ID can cause syncing issues and prevent appropriate use of parental controls. The best practice is to create a **child Apple ID** under your Family Sharing account. This setup allows parents to:

- Approve or decline app downloads and purchases.
- Manage Screen Time and set content restrictions.
- Use Find My iPad for device location and security.

FAMILY SHARING AND PARENTAL CONTROLS

Setting up your child's Apple ID and keeping them safe online

Creating a **child Apple ID** within your **Family Sharing group** allows parents to stay informed and in control of how their child uses their iPad. It's the recommended setup for students participating in Aveley Primary School's BYOD Program.

1. Create a Family Sharing Group

If you don't already have one:

1. On your iPhone or iPad, go to Settings → tap your name → select Family Sharing.
2. Tap Set Up Your Family and follow the prompts to add family members.
3. Choose Create Child Account when prompted. You'll need your child's date of birth and your Apple ID password.

Once created, your child will have their **own Apple ID** connected to your account, giving you control over purchases, apps and screen time.

2. Set Up “Ask to Buy”

This feature ensures your approval is required before your child installs or purchases any app.

1. Go to Settings → Family → [Child’s Name] → Ask to Buy.
 2. Turn Ask to Buy on.
You’ll receive a notification on your own device whenever your child requests to download an app.
-

3. Enable Screen Time and Content Restrictions

To manage when and how your child uses their iPad:

1. On your device, go to Settings → Screen Time → [Child’s Name].
 2. Turn on Screen Time.
 3. Set limits for App Usage, Downtime, and Content & Privacy Restrictions (e.g. age-appropriate apps, websites, and privacy settings).
 4. You can view reports showing how much time your child spends on different apps.
-

4. Turn On “Find My iPad”

This helps locate or lock the device if it’s misplaced.

1. Go to Settings → [Your Child’s Name] → Find My → Find My iPad.
 2. Turn on Find My iPad and Send Last Location.
-

5. Keep Devices Updated

Ensure the iPad is running the latest version of iPadOS for security and performance:
Settings → General → Software Update.

SOCIAL MEDIA AND PRIVACY

Aveley Primary School is committed to providing a safe, supportive and digitally responsible learning environment. As part of our Department of Education (DoE) responsibilities, Internet and online services provided to students are for learning-related activities only, and require informed parental consent, user agreements and appropriate management.

The Department of Education strives to protect students from exposure to inappropriate online material and activities. At Aveley Primary School, we teach students how to use online platforms ethically, safely and respectfully, through lessons that build understanding of Digital Technologies and the ICT General Capability within the Western Australian Curriculum. These lessons help students develop lifelong digital skills and prepare them for an ever-changing social, higher-education and future workforce environment.

We encourage students and staff to safely and ethically access the Internet and email, use organisational tools, and engage with digital resources that enhance, innovate and transform teaching and learning.

Online Privacy and Protective Behaviours

Parents, carers, staff and the community play an important role in helping students understand and adopt safe online habits. Families are encouraged to discuss:

- Keeping personal details private – use a nickname instead of a real name, and always check with a parent before sharing personal information such as name, address or phone number online.
- Keeping usernames and passwords secure – never share login details with others.
- Enabling a passcode or pin on your child's iPad to protect access.
- Thinking before posting – once something is shared online, it can be difficult to remove. Encourage positive, respectful communication at all times.

Social Media Use

At Aveley Primary School, access to social media platforms is blocked at the school level. Students are unable to use or access these services on the school network or devices during school hours. Instead, students engage in explicit lessons about the ethical and safe use of online platforms. These lessons are designed to build students' understanding of digital citizenship, privacy, and responsible communication — preparing them for participation in an ever-changing digital society, higher education environment and future workforce.

From **10 December 2025**, the Australian Government will introduce social media age restrictions. Under this legislation, social media platforms will be required to take reasonable steps to prevent Australians under the age of 16 from creating or maintaining an account. The change aims to protect young people from the pressures and potential risks associated with social media use.

The eSafety Commissioner will oversee these requirements, which apply to platforms such as:

- Facebook/Instagram
- Snapchat
- TikTok
- X (formerly Twitter)
- YouTube

The responsibility for enforcing these new age restrictions lies with the social media companies, not with children, parents or schools. There are no penalties for under-16s who already have accounts. However, families are encouraged to discuss online safety and age-appropriate use with their children, including managing privacy settings and limiting social media exposure outside of school. Aveley Primary School will continue to follow Department of Education guidelines and monitor updates from the eSafety Commissioner to provide ongoing support and information for families.

For more information, visit the eSafety Commissioner's Social Media Age Restrictions Hub.

<https://www.esafety.gov.au/parents>

RESPONSIBILITY AND MAINTENANCE

The success of the 1:1 iPad Program relies on students taking responsibility for the care, maintenance and organisation of their devices. Families play an important role in supporting these habits at home to ensure devices remain ready for daily learning.

Daily Home and School Responsibilities

Students are expected to:

- Charge their iPad each evening so it is at least 90% charged and ready for school the next day.
 - Keep their iPad in a protective case at all times, including when stored in school bags.
 - Complete regular updates for both the iPad's operating system and all installed apps to maintain performance and security.
 - Use the device for learning purposes only during school hours.
 - Store their iPad safely in the designated area of the classroom when not in use.
 - Transport their iPad to and from school inside their school bag. Students should not carry their iPad in their hands while arriving or leaving school. Devices should only be taken out once students are inside the classroom and directed by their teacher.
-

Storage, Backups and Organisation

It is important to organise and manage the iPad regularly to ensure there is enough storage for updates and new work.

Students should:

- Remove unnecessary photos, videos and files to free up storage space.
- Back up important files to iCloud, Google Drive or another secure location.

- Manage their academic work through the school's classroom workflow (e.g. Google Classroom), ensuring learning tasks are submitted and stored appropriately.



Ongoing Maintenance

- Clean the iPad and case each term using a soft, lint-free cloth slightly dampened with water. Avoid using chemical sprays or wipes.
- Keep software up to date. When you see a red notification badge (a small circle with a number) on the Settings or App Store icon, it means updates are available.
 - Go to Settings → General → Software Update to install iPadOS updates.
 - Open the App Store → Updates to refresh and update apps if automatic updates are turned off.

Adding Apps

To maintain device consistency and security:

- New apps should only be added at home by a parent or guardian.
- Students are not permitted to download or install apps at school.
- All installed apps must comply with the school's digital learning guidelines and be appropriate for educational use.















APP LIST

To help your child make the most of their learning at school and at home, please download the apps listed below onto their iPad or device.

These are the core programs used across our classes for reading, maths, writing, creativity, and collaboration.

Having these apps installed ensures your child can log in quickly during lessons and complete learning tasks independently.

If you're setting up a new device, we recommend installing all apps before the start of term so your child is ready to learn from day one.

	Google Classroom		Google Docs
	Google Drive		Google Sheets
	Google Slides		Google Chrome
	Mathletics		Languagenut
	Times Tables Rock Stars		IXL - Maths and English
	Microsoft Edge		Prodigy Math Game
	Makers Empire 3D – 3D Modeling		Minecraft Education

Please note: All of these apps are free on the App Store.

FREQUENTLY ASKED QUESTIONS

Which device will best meet our needs?

Through consultation with our school community and research into best practice across other Western Australian primary schools, the Apple iPad has been identified as the most effective device to support learning at Aveley Primary School. The iPad also aligns with the technology platform used by one of our local feeder high schools, providing continuity for students and families as they transition from primary to secondary schooling.


Why has the iPad been selected?

The iPad provides a powerful, flexible and intuitive platform for learning. It allows students to balance creativity, critical thinking and collaboration, while giving teachers consistent tools to deliver engaging and differentiated learning experiences. Aveley Primary School already uses Apple devices across classrooms, ensuring smooth integration with existing systems and networks.

Can parents choose to provide an alternate device?

No. To ensure consistent access, compatibility and quality of teaching and learning, all new students participating in the program from 2026 onwards must use an Apple iPad (10th Generation or above).

Students who are already part of the BYOD Program and currently using a different device are not required to replace their existing device, provided it continues to meet classroom learning requirements and functions effectively. Maintaining a common device type across new participants ensures teachers can use consistent tools and processes to support all learners.



Will devices need to be insured, and by whom?

Yes. It is strongly recommended that families arrange insurance for their child's device. This is the responsibility of parents or carers. In most cases, an iPad can be added to your existing home and contents policy for both home and school use. Please contact your insurance provider to confirm your coverage.

Do other schools have 1:1 iPad Programs?

Yes. An increasing number of Western Australian primary schools are successfully implementing 1:1 iPad programs. Our approach has been informed by these schools' experiences, Department of Education guidelines, and feedback from our own school community.

How will the program be managed at school?

When a student connects their iPad to the Aveley Primary School network, our secure management system automatically applies a school profile that limits access to learning apps during the school day. This profile does not delete or alter personal content — it simply hides non-school apps until the student disconnects from the school network. This ensures that iPads are used for learning purposes during school hours while remaining fully functional for personal use at home.

When does the 1:1 iPad program start?

From the beginning of 2026, all students in Years 3–6 will participate in the BYOD iPad Program. Students entering Year 3 in 2026 will join the program, while students currently in Years 3–5 in 2025 may continue using their existing iPads if they meet the minimum specifications.

How will the internet be monitored?

Internet access will be monitored by classroom teachers as part of daily learning routines. In addition, the Department of Education provides secure network protections that automatically block inappropriate websites and online content while students are connected to the school Wi-Fi. These measures ensure a safe online learning environment.

Will students still learn to read and write?

Absolutely. Reading and writing remain the foundation of learning at Aveley Primary School. iPads simply provide additional access to digital resources that enhance traditional literacy teaching. Devices will not be used for all learning — teachers will

continue to plan lessons that include handwriting, reading from physical books, and other hands-on activities.

How much time will students spend on an iPad each day?

Students will engage in a balanced mix of digital and non-digital learning activities. Teachers plan lessons that include regular breaks, movement, and active learning opportunities. Students are also taught mindful and purposeful device use, recognising the importance of balance and wellbeing.

A research article by The University of Western Australia regarding screen time can be accessed at:

<https://research-repository.uwa.edu.au/en/publications/screen-time-and-childrens-health-and-wellbeing-a-review-prepared-/>

How are devices kept secure whilst at school?

When not in use, devices will be stored in a central location within the classroom. Classrooms remain locked when unattended to ensure all iPads are kept safe and secure. Students are expected to transport their iPads to and from school in their school bag, not in their hands.

What happens if parents cannot afford to buy an iPad for their child?

Aveley Primary School understands that circumstances vary for families. In the event that a family is unable to supply a device, the school will provide limited access to shared devices within the classroom. While we will make every effort to ensure all students can participate, one-to-one access cannot be guaranteed for students using school-provided devices.

Who is responsible for maintaining devices?

Parents and carers are responsible for maintaining their child's device, including software updates, app downloads, and charging. Regular updates ensure apps function properly and that the iPad remains secure and reliable.

What happens if a student is not using their device appropriately?

All students and parents sign the Responsible Use Agreement before participating in the program. If a student fails to meet the expectations outlined in this agreement, their access to the school network or device use may be restricted for a period of time. This reinforces the importance of respectful, safe and appropriate technology use.